



Facades profiles Do-Pro

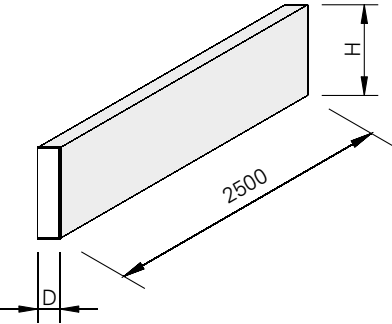


Dosteba

*Elemente sind
Elements are
unsere Stärke
our strength*

Facades profiles Do-Pro

Board profiles

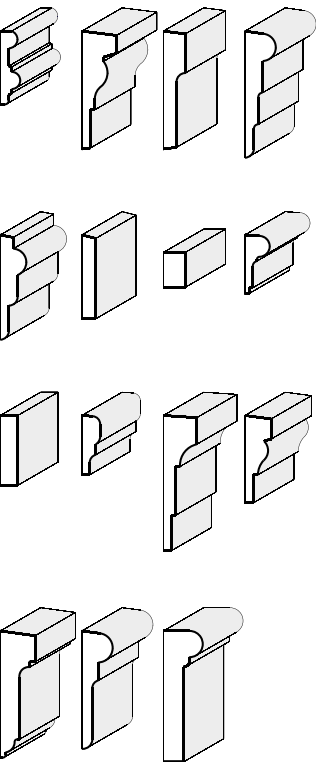


Visual accents in the facade design
and decorative design element

Element length: 2500 mm			
Thickness D mm	Height H mm	Thickness D mm	Height H mm
20	40	30	80
	50		90
	80		100
	90		110
	100		120
	110		130
	120		140
	130		160
	140		180
	150		200
	160	40	80
	170		90
	180		100
	190		110
	200		120
		60	120
			160



Window and door framing





Eye-catching: entrance, door and
window frames

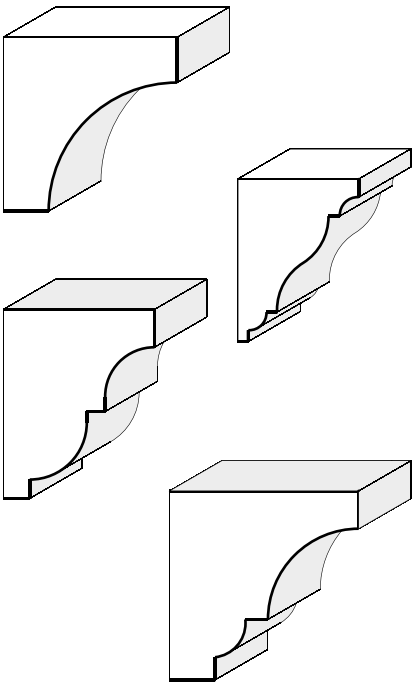
Element length: 2500 mm			
Thickness D mm	Height H mm	Thickness D mm	Height H mm
23	84	20	80
40	135	21	68
25	135	40	155
35	145	30	100
30	120	40	145
20	120	35	135
25	40	45	150
29	67		



Assembly




Cornices



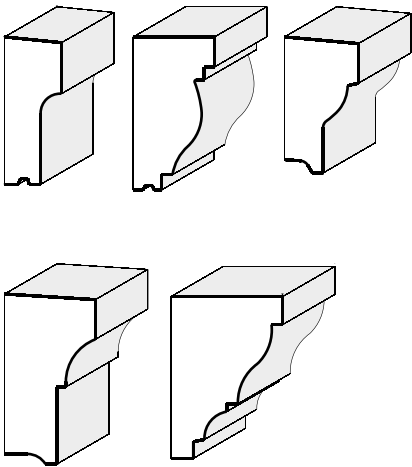
Decorative design element between the roof and facade

Element length: 2500 mm

Thickness D mm	Height H mm
230	230
160	215
200	250
250	250



Window sills, belt profiles



Complement to window frames
Visual accents in the facade design

Element length: 2500 mm

Thickness D mm	Height H mm
50	130
73	135
65	120
80	150
100	145





Facades profiles Do-Pro

Requirements

The facade design is an expression of individuality and gives the building its own face. Whether it is a new or renovated building, private residence or industrial construction, it always comes back to the profile.

The solution

The facades profiles Do-Pro ensures aesthetic demands and traditional values are met quickly and cost-effectively and in the finest quality.

Your benefit

The facades profiles Do-Pro are robust and easily moveable. Take the opportunity to implement new ideas or lovingly reconstruct something old.

Your advantages

- ✓ Large selection of profiles
- ✓ Numerous design possibilities in shape and colour
- ✓ Finest quality
- ✓ Easy to handle and move
- ✓ Value retention of object

The product

The facades profiles Do-Pro consists of EPS with a permanently elastic coating. It can be coated easily with various facade paints based on silicate, synthetic resin or silicone, which can be applied by brush, roller or spray. The processing guidelines specified by the manufacturer must be observed.

Applications

- Frame profiles for windows and doors
- Window sill profiles
- Belt elements
- Cornice profiles
- Keystone profiles
- Ashlar profiles
- Ornaments
- Decorative elements
- Special elements

Accessoires

- Coating mass BMA
- PU-Adhesive DoPurCol



Dosteba AG

CH-8184 Bachenbülach

Phone: +41 43 277 66 00

Dosteba GmbH

D-72770 Reutlingen

Phone: +49 7121 30177 10